

## EE Suzuki Skidplate Installation



FIG 1.0




FIG 1.1



FIG 2.0



FIG 2.1




FIG 3.0



FIG 4.0



FIG 5.0




FIG 6.0

**1** Using an 8mm socket remove the stock plastic engine guards (see figures 1.0-1.1). Your new Aluminum skid plate will take the place of these plastic guards.

**2** Install the rear clamp over the lower frame cross-member (see figures 2.0-2.1).

**3** Position the front strap into place, you will need to hold this in place until you get the front bolts started (see figure 3.0).

**4** Position the skid plate against the frame and install the two supplied 8x45mm flat head bolts, only finger tighten at this time (see figure 4.0).

**5** Press skid plate up against the frame and install the two supplied 8x35mm flat head bolts into the rear clamp, only finger tighten at this time (see figure 5.0).

**6** After all mounting bolts have been started, using a 5mm Allen, tighten them evenly alternating from front to back until skid plate is secure (see figure 6.0).

### WARNING AND DISCLAIMER

All parts manufactured, designed or sold by Enduro Engineering, Inc. (EEI) are to be installed by a licensed motorcycle dealer or a licensed motorcycle technician. Motorcycles can be dangerous. Serious injury, death and property damage can result from the use of motorcycles. This risk is increased by improper installation or misuse of after market parts. EEI's customers must exercise good judgment in the use, control, alteration, part selection and installation, and maintenance of their motorcycles. In the event of a possible defect in material or design, or any other defect in a part manufactured, designed or sold by EEI, the responsibility of EEI is limited to either a refund of the purchase price or the replacement of the part if EEI determines the part to be defective, and subject to EEI's inspection of the part within thirty (30) days from the date of purchase. (Note: any attempted repairs or modifications made to EEI products will void this limited warranty). EEI, under no circumstances will be responsible for incidental and/or consequential damages, property damage, personal injury damage, or damage, injury, cost or expense of any kind or nature whatsoever. By purchasing an EEI product or a product sold by EEI, you (1) acknowledge the above disclaimer and agree to its terms; (2) agree that any claim brought against EEI arising from and/or pertaining to or otherwise related to a part manufactured, designed or sold by EEI must be brought in the Michigan State Courts located in the County of Ingham or in the Federal District Court for the Western District of Michigan and that Michigan law shall apply on all issues; and (3) any claim against EEI must be brought within one (1) year of purchase of the product. EEI makes no other warranty, express or implied, including without limitation any warranties of merchantability and fitness for a particular purpose. R.JRF.Sec.randt.warninganddisclaimer. 5-2-08

# Enduro Engineering

QUALITY OFF-ROAD MOTORCYCLE PRODUCTS

## INSTRUCTIONS

EE Suzuki Skidplate Installation  
Part# 24-300